

CQ 6-10-1

成人敗血症患者に対する血管収縮薬の第二選択としてアドレナリンを使用するか？

CQ 6-10-2

成人敗血症患者に対する血管収縮薬の第二選択としてバソプレシンを使用するか？

検索データベース

- MEDLINE (Pubmed)
- CENTRAL (Cochrane Library)
- 医学中央雑誌
- その他 ()

検索式とヒット数

Pubmed(検索日 2019年5月2日)

#1	Search sepsis [Mesh] OR "Shock, septic" [Mesh] OR sepsis [tiab] OR (septic [tiab] AND shock [tiab])	175395
#2	Search seps* [tiab] OR septicem* [tiab] OR septicaem* [tiab] OR "blood stream infection" [tiab] OR endotoxi* [tiab]	148383
#3	Search "Systemic Inflammatory Response Syndrome" [Mesh] OR "Systemic Inflammatory Response Syndrome" [tiab] OR "SIRS" [tiab]	123852
#4	Search "Multiple Organ Failure" [Mesh] OR "organ failure" [tiab] OR "organ dysfunction" [tiab] OR "organ disfunction" [tiab]	31502
#5	Search #1 OR #2 OR #3 OR #4	243798
#6	Search "Vasoconstrictor Agents" [Mesh] OR "Cardiotonic Agents" [Mesh]	39830
#7	Search Dopamine [Mesh] OR Dopamine [tiab] OR "4-(2-Aminoethyl)-1,2-benzenediol" [tiab] OR Hydroxytyramine [tiab] OR "3,4-Dihydroxyphenethylamine" [tiab] OR "3,4 Dihydroxyphenethylamine" [tiab] OR "Dopamine Hydrochloride" [tiab] OR "Hydrochloride, Dopamine" [tiab] OR Intropin [tiab]	144318
#8	Search Epinephrine [Mesh] OR Epinephrine [tiab] OR "4-(1-Hydroxy-2-(methylamino)ethyl)-1,2-benzenediol" [tiab] OR Adrenaline [tiab] OR "Epinephrine Acetate" [tiab] OR "Acetate, Epinephrine" [tiab] OR "Medihaler-Epi" [tiab] OR "Epinephrine Hydrochloride" [tiab] OR "Adrenaline Hydrochloride" [tiab] OR Epitrate [tiab] OR Lyophrin [tiab] OR Epifrin [tiab] OR "Epinephrine Bitartrate"[tiab] OR "Adrenaline Acid	76626

	Tartrate" [tiab] OR "Epinephrine Hydrogen Tartrate"[tiab] OR "Adrenaline Bitartrate" [tiab]	
#9	Search Norepinephrine [Mesh] OR Norepinephrine [tiab] OR Levonorepinephrine [tiab] OR Noradrenaline [tiab] OR Levarterenol [tiab] OR Levophed [tiab] OR "Levophed Bitartrate" [tiab] OR "Noradr ㄣnaline tartrate renaudin" [tiab] OR "Norepinephrine Bitartrate" [tiab] OR "Norepinephrine l-Tartrate " [tiab] OR "Noradrenaline Bitartrate" [tiab] OR "Norepinephrine d-Tartrate " [tiab] OR "Norepinephrin d-Tartrate " [tiab] OR "Norepinephrine Hydrochloride" [tiab] OR "Norepinephrine Hydrochloride, (+)-Isomer" [tiab] OR "Norepinephrine Hydrochloride, (+,-)-Isomer" [tiab] OR "Norepinephrine l-Tartrate (1:1), (+,-)-Isomer" [tiab] OR "Norepinephrine l-Tartrate (1:1), Monohydrate" [tiab] OR "Norepinephrine l-Tartrate (1:1), Monohydrate, (+)-Isomer" [tiab] OR "Norepinephrine l-Tartrate (1:2)" [tiab] OR "Norepinephrine l-Tartrate, (+)-Isomer" [tiab] OR "Norepinephrine, (+)-Isomer" [tiab] OR "Norepinephrine, (+,-)-Isomer" [tiab] OR Arterenol [tiab] OR Levonor [tiab]	121500
#10	Search Phenylephrine [Mesh] OR Phenylephrine [tiab] OR "(R)-3-Hydroxy-alpha-((methylamino)methyl)benzenemethanol" [tiab] OR Metasymptol [tiab] OR Mezaton [tiab] OR "Phenylephrine Hydrochloride" [tiab] OR "Phenylephrine Tannate" [tiab] OR "Tannate, Phenylephrine" [tiab] OR Metaoxedrin [tiab] OR "Neo-Synephrine" [tiab] OR "Neo Synephrine" [tiab] OR Neosynephrine [tiab]	22015
#11	Search Vasopressins [Mesh] OR Vasopressin* [tiab] OR "beta-Hypophamine" [tiab] OR "beta Hypophamine" [tiab] OR "Antidiuretic Hormones" [tiab] OR Pitressin [tiab] OR "Vasopressin (USP)" [tiab] OR Vasopressin [tiab]	46040
#12	Search #6 OR #7 OR #8 OR #9 OR #10 OR #11	251535
#13	Search (randomized controlled trial[pt] OR controlled clinical trial[pt] OR randomized[tiab] OR placebo[tiab] OR drug therapy[sh] OR randomly[tiab] OR trial[tiab] OR groups[tiab] NOT (animals [mh] NOT humans [mh]))	3890430
#14	Search #5 AND #12 AND #13	1332

Cochrane Library(検索日 2019年5月2日)

#1	MeSH descriptor: [Sepsis] explode all trees	4028
----	---	------

#2	MeSH descriptor: [Systemic Inflammatory Response Syndrome] explode all trees	4357
#3	MeSH descriptor: [Multiple Organ Failure] explode all trees	387
#4	(bacill?emia* or bacter* shock or bacter?emia* or (blood NEAR/2 poison*) or candid?emia* or endotox?emia* or endotoxi* shock or fung?emia* or parasit?emia* or (py?emia* or pyohemia*) or sepsis or septic or septic?emia* or SIRS or systemic inflammatory response syndrome* or toxic shock or vasopl?egia* or vir?emia*);ti,ab,kw	1411
#5	#1 or #2 or #3 or #4	5660
#6	MeSH descriptor: [Vasoconstrictor Agents] explode all trees	1713
#7	MeSH descriptor: [Cardiotonic Agents] explode all trees	1106
#8	MeSH descriptor: [Dopamine] explode all trees	1228
#9	MeSH descriptor: [Epinephrine] explode all trees	3460
#10	MeSH descriptor: [Norepinephrine] explode all trees	2682
#11	MeSH descriptor: [Phenylephrine] explode all trees	737
#12	MeSH descriptor: [Vasopressins] explode all trees	1297
#13	#6 or #7 or #8 or #9 or #10 or #11 or #12	9486
#14	#5 and #13	230

医学中央雑誌(検索日 2019年5月2日)

#1	((敗血症/TH or 敗血症/TA)) and (PT=会議録除く)	22,465
#2	((全身性炎症反応症候群/TH or 全身性炎症反応症候群/TA)) and (PT=会議録除く)	17,767
#3	((全身性炎症反応症候群/TH or SIRS/TA)) and (PT=会議録除く)	17,885
#4	((多臓器不全/TH or 多臓器不全/TA)) and (PT=会議録除く)	6,294
#5	((多臓器不全/TH or MOF/TA)) and (PT=会議録除く)	4,905
#6	#1 or #2 or #3 or #4 or #5	29,979
#7	((血管収縮剤/TH or 血管収縮薬/TA)) and (PT=会議録除く)	21,062
#8	((強心剤/TH or 強心薬/TA)) and (PT=会議録除く)	16,773
#9	((Dopamine/TH or ドパミン/TA)) and (PT=会議録除く)	8,355
#10	((Dopamine/TH or DOA/TA)) and (PT=会議録除く)	7,258
#11	((Dopamine/TH or イノバン/TA)) and (PT=会議録除く)	5,384
#12	((Dopamine/TH or イブタント/TA)) and (PT=会議録除く)	5,369

#13	((Dopamine/TH or ツルミドパ/TA)) and (PT=会議録除く)	5,369
#14	((Dopamine/TH or ドミン/TA)) and (PT=会議録除く)	5,369
#15	((Dopamine/TH or ヤエリスタ/TA)) and (PT=会議録除く)	5,369
#16	((Dopamine/TH or カコージン/TA)) and (PT=会議録除く)	5,369
#17	((Dopamine/TH or カタボン/TA)) and (PT=会議録除く)	5,375
#18	((Epinephrine/TH or epinephrine/TA)) and (PT=会議録除く)	6,221
#19	((Epinephrine/TH or エピネフリン/TA)) and (PT=会議録除く)	8,098
#20	((Epinephrine/TH or adrenaline/TA)) and (PT=会議録除く)	5,772
#21	((Epinephrine/TH or アドレナリン/TA)) and (PT=会議録除く)	11,397
#22	((Epinephrine/TH or ボスミン/TA)) and (PT=会議録除く)	4,966
#23	((Norepinephrine/TH or noradrenaline/TA)) and (PT=会議録除く)	4,431
#24	((Norepinephrine/TH or ノルアドレナリン/TA)) and (PT=会議録除く)	6,250
#25	((Norepinephrine/TH or ノルアドリナリン/TA)) and (PT=会議録除く)	3,928
#26	((Phenylephrine/TH or phenylephrine/TA)) and (PT=会議録除く)	837
#27	((Phenylephrine/TH or フェニレフリン/TA)) and (PT=会議録除く)	996
#28	((Phenylephrine/TH or ネオンネジン/TA)) and (PT=会議録除く)	598
#29	((Vasopressins/TH or vasopressin/TA)) and (PT=会議録除く)	4,243
#30	((Vasopressins/TH or バソプレシン/TA)) and (PT=会議録除く)	4,184
#31	((Vasopressins/TH or ピトレシン/TA)) and (PT=会議録除く)	3,884
#32	#7 or #8 or #9 or #10 or #11 or #12 or #13 or #14 or #15 or #16 or #17 or #18 or #19 or #20 or #21 or #22 or #23 or #24 or #25 or #26 or #27 or #28 or #29 or #30 or #31	51,805
#33	#6 and #32 ランダム化比較試験/TH or 準ランダム化比較試験/TH or ランダム化/AL or 無作為化/AL or 比較試験/AL or 臨床試験/AL or プラセボ/AL or 対照/AL or コントロール/AL or 臨床	1,002
#34	研究/AL	302,233
#35	#33 and #34	88

CQ6-10 資料

- Fig. 1 Study Flow Diagram
- Fig. 2 Risk of Bias Summary
- Fig. 3 Risk of Bias Graph
- Fig. 4 Forest Plot: Adrenaline vs Noradrenaline with/without Dobutamine; 28-day mortality
- Fig. 5 Forest Plot: Adrenaline vs Noradrenaline with/without Dobutamine; 90-day Mortality
- Fig. 6 Forest Plot: Adrenaline vs Noradrenaline with/without Dobutamine; Length of ICU Stay
- Fig. 7 Forest Plot: Adrenaline vs Noradrenaline with/without Dobutamine; Arrythmia
- Fig. 8 Forest Plot: Adrenaline vs Noradrenaline with/without Dobutamine; Limb Ischemia
- Fig. 9 Forest Plot: Vasopressin vs Noradrenaline; 28-day Mortality
- Fig. 10 Forest Plot: Vasopressin vs Noradrenaline; ICU Mortality
- Fig. 11 Forest Plot: Vasopressin vs Noradrenaline; ICU Length of Stay
- Fig. 12 Forest Plot: Vasopressin vs Noradrenaline; Arrythmia
- Fig. 13 Forest Plot: Vasopressin vs Noradrenaline; Coronary Ischemia
- Fig. 14 Forest Plot: Vasopressin vs Noradrenaline; Limb Ischemia

Fig. 1 Study Flow Diagram



Fig. 2 Risk of Bias Summary

	Random sequence generation (selection bias)	Allocation concealment (selection bias)	Blinding of participants and personnel (performance bias)	Blinding of outcome assessment (detection bias)	Incomplete outcome data (attrition bias)	Selective reporting (reporting bias)	Other bias
Annane 2007	+	+	+	+	+	+	+
Barzegar 2016	+	-	-	-	+	+	+
Gordon 2014	+	+	+	+	+	+	+
Lauzier 2006	+	-	-	-	+	+	+
Mahmoud 2012	+	+	+	+	+	+	+
Morelli 2008b	+	-	-	-	+	+	+
Morelli 2009	+	-	-	-	+	+	+
Myburg 2008	+	+	+	+	+	+	+
Russell 2008	+	+	+	+	+	+	+
Svoboda 2012	+	-	-	-	+	+	+

Fig. 3 Risk of Bias Graph

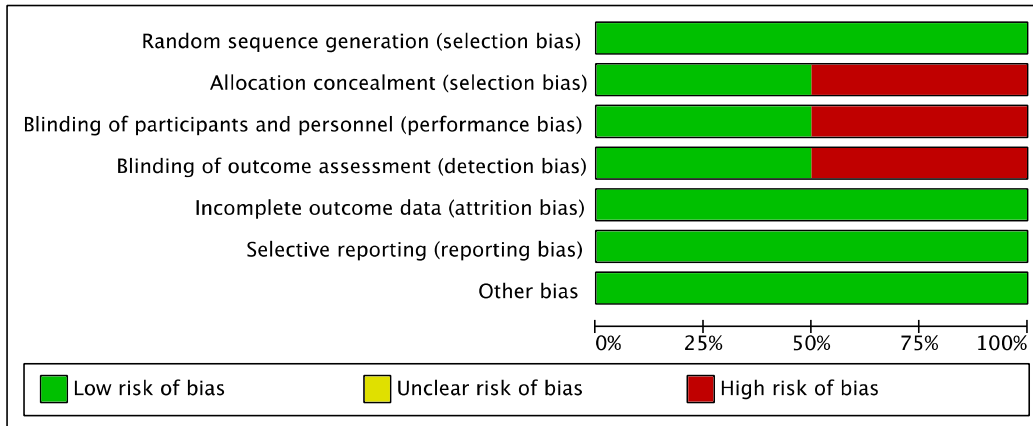


Fig. 4 Forest Plot: Adrenaline vs Noradrenaline with/without Dobutamine; 28-day Mortality

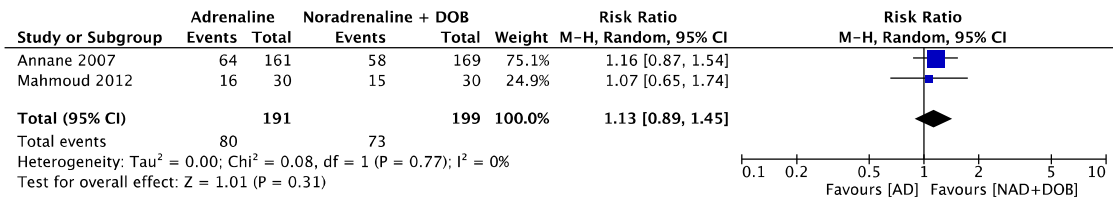


Fig. 5 Forest Plot: Adrenaline vs Noradrenaline with/without Dobutamine; 90-day Mortality

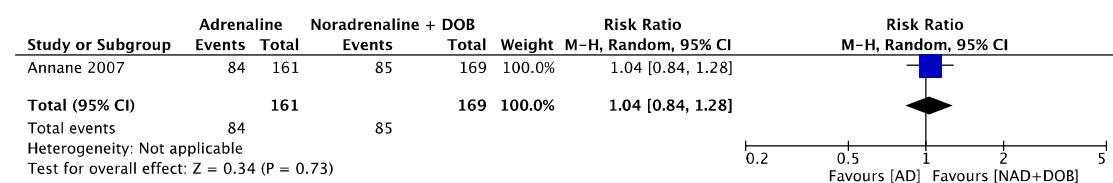


Fig. 6 Forest Plot: Adrenaline vs Noradrenaline with/without Dobutamine; Length of ICU Stay

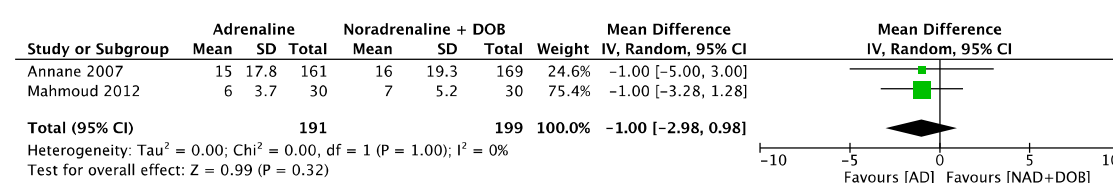


Fig. 7 Forest Plot: Adrenaline vs Noradrenaline with/without Dobutamine; Arrhythmia

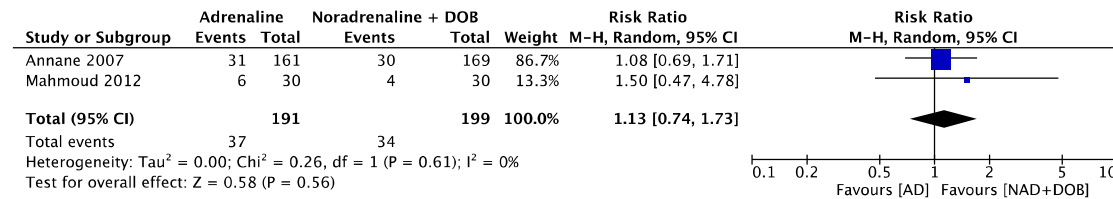


Fig. 8 Forest Plot: Adrenaline vs Noradrenaline with/without Dobutamine; Limb Ischemia

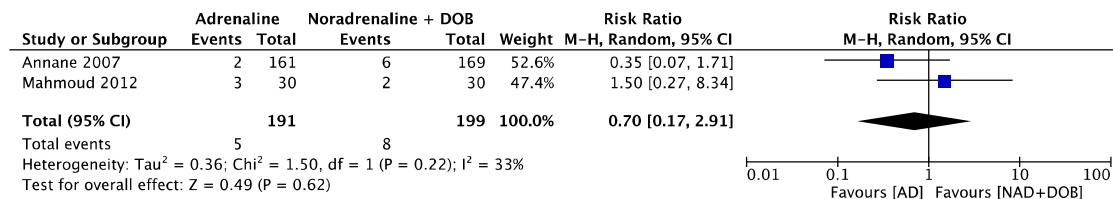


Fig. 9 Forest Plot: Vasopressin vs Noradrenaline; 28-day Mortality

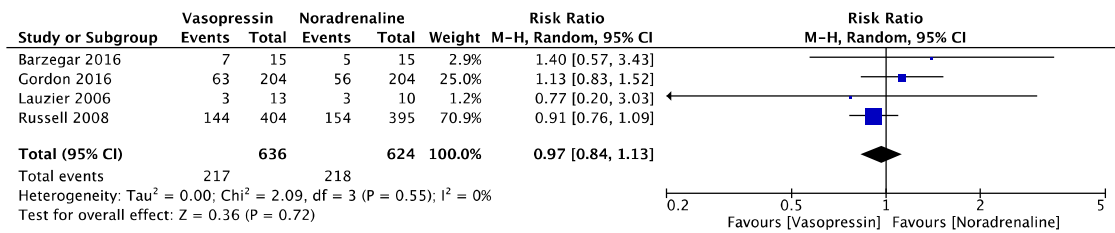


Fig. 10 Forest Plot: Vasopressin vs Noradrenaline; 90-day Mortality

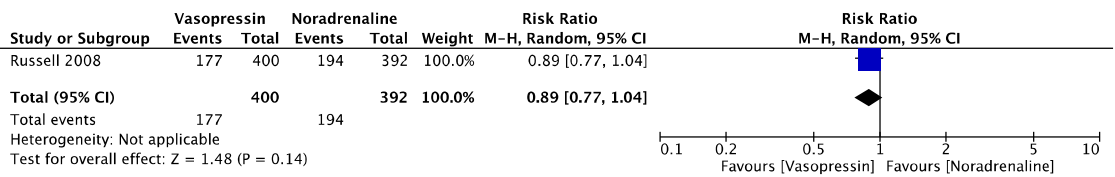


Fig. 11 Forest Plot: Vasopressin vs Noradrenaline; ICU Length of Stay

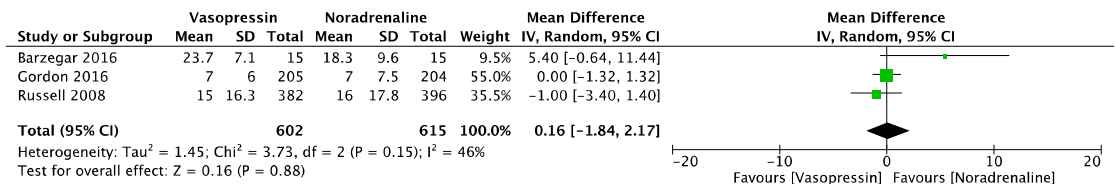


Fig. 12 Forest Plot: Vasopressin vs Noradrenaline; Arrhythmia

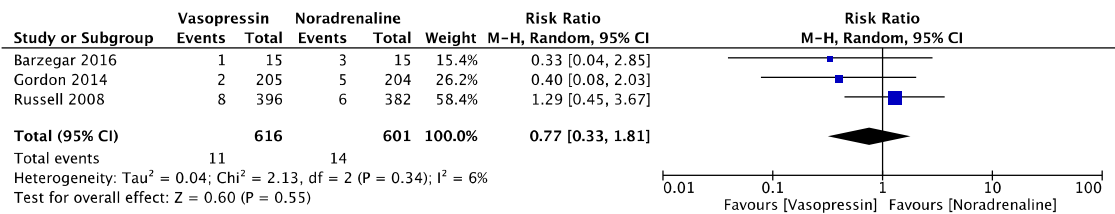


Fig. 13 Forest Plot: Vasopressin vs Noradrenaline; Coronary Ischemia

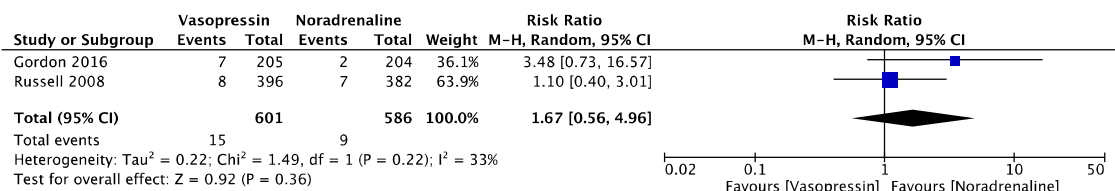


Fig. 14 Forest Plot: Vasopressin vs Noradrenaline; Limb Ischemia

